



New Opportunities, Inc.
Head Start and Early Head Start
Community Needs Assessment
2016

Table of Contents

Introduction	3
Executive Summary	7
Methodology	7
Significant Findings.....	7
Utilizing the Community Assessment.....	9
New Opportunities, Inc. Service Area	10
Demographics	11
Children with Disabilities.....	15
Dual Language Learners	16
Children in Foster Care.....	17
Data Regarding Health Needs	18
Data Regarding Nutritional Needs	19
Data Regarding Social Needs.....	21
Data Regarding Child Care Needs	23
Data Regarding Expectant Mothers	24
Additional Information	25
Recommendations	28
Sources	30

Introduction

New Opportunities Inc., (NOI), was formed in 2006, as the result of a merger between the New View Substance Abuse Treatment Center and Community Opportunities, a community action agency with over 40 years of experience serving low-income children and families.

NOI, a private nonprofit community action agency, operates an umbrella of services and programs, designed to improve the lives of low-income families. The agency served over 14,000 individuals in its seven county area between October 2015 and September 2016. NOI's mission: *helping people, changing lives* is evident every day through outreach centers (also known as Family Development Centers) located in each of the seven counties and its many programs that provide services and link individuals to an array of community resources.

NOI is classified by the Internal Revenue Service as a 501(c)(3) not-for-profit organization. NOI is also a "community action agency" as defined in the Omnibus Budget Reconciliation Act of 1981, as amended. To ensure its responsiveness to community circumstances and needs, NOI, like all community action agencies, is governed by a tripartite Board of Directors consisting of one-third low-income persons, one-third local elected officials, and one-third private sector organization representatives representing all counties served. NOI is funded by local, state and federal sources.

New Opportunities, Inc. administers more than 35 programs. These programs include (but are not limited to):

- Early Head Start & Head Start
- Women, Infants & Children (WIC) provides child health screenings and nutrition education
- Maternal Health provides care coordination and screening services for pregnant and post-partum women
- Child Health provides care coordination services to help families access regular and periodic screening services for their children, ages 0-22 years
- Food Pantries provide nutrition to families when their budget otherwise does not allow
- Substance Abuse Treatment provides assistance to families when substance use/abuse becomes a concern
- Financial Literacy Counseling provides budgeting skills and assistance with understanding a credit report
- Free Clinics of Iowa (provided by Free Clinics of Iowa) which is held at the New Opportunities facility and provides free health services to children and their families
- Energy Assistance provides assistance to families with covering the costs of their heating bills during the winter months
- I-Smile provides dental screenings, oral health education and fluoride varnish to low income children, including those in Head Start and Early Head Start

Additional support is provided by outside agencies as necessary with which NOI has longstanding partnerships. The NOI Head Start program collaborates with mental health facilities such as Plains Area Mental Health, Lutheran Services of Iowa, Mid Iowa Therapy, Family Crisis Centers and Crisis Intervention and Advocacy in cases of domestic violence, AEA's

(Area Education Agencies) for disability screening and services, School Districts, Region XII Council of Governments for transportation, DHS (Department of Human Services), and FADSS (Family Development and Self Sufficiency Program) to name a few.

The majority of NOI's services, including Head Start, are provided to residents in seven counties in West Central Iowa: Audubon, Calhoun, Carroll, Dallas, Greene, Guthrie and Sac. NOI provides Early Head Start services for all of Carroll, Dallas, Greene and Guthrie Counties. Currently the New Opportunities, Inc. Head Start program serves 247 children in its 21 classrooms covering the seven county service area. There are 36 children and expectant mothers served by the Early Head Start program through NOI.

As specified in the Head Start Performance Standards, NOI will use this Community Assessment information to:

1. Help determine the philosophy, and long-range and short-range program objectives;
2. Determine the type of component services that are most needed and the program option or options that will be implemented;
3. Determine the recruitment area that will be served;
4. Determine appropriate locations for centers and the areas to be served by home-based programs; and
5. Set criteria that define the types of children and families who will be given priority for recruitment and selection.

Executive Summary

Methodology – The Community Assessment Process

The Community Assessment is information related to the trends, available resources and challenges facing Head Start eligible children and their families. Local and state data from a variety of sources (e.g. U.S. Census Bureau, Iowa Department of Public Health, Iowa Department of Education, Iowa Kids Count, Child and Family Policy Center, Iowa Department of Human Services, the State Data Center of Iowa and Child Trends Data Bank, National Center for Education Statistics and Child Care Resource & Referral) was collected and analyzed as reflected in this report. Data from NOI’s Head Start program (mainly from the Program Information Report) has been included. Also included in the 2016 Community Needs Assessment is a survey of households utilizing Head Start and other assistance programs. The survey was conducted in Audubon, Carroll, Calhoun, Dallas, Greene, Guthrie and Sac through a partnered effort between Head Start and Partnerships for Families.

Significant Findings

Analyzing the key data as shown further on in the report, Greene County continues to have the highest percentage of children living below the poverty level (based upon 0-17 year olds and 2014 data). As a direct result of the high rate of children living below poverty, Greene County continues to have the highest percentage of children eligible for free and reduced meals at 49.2% of children, although not far behind is Sac county at 43.6% of children. Also notable is, according to 2014 Iowa Kids Count Data, Greene County has one of the lowest percentages of children attending preschool at less than half of the children age 3-4 in the county. To

accommodate the high level of need and to ensure New Opportunities, Inc. Head Start program is serving the neediest of families, the percentage of children 3-4 served in Greene County is higher than that of any other county served by the program.

While Greene County certainly stands out, it is noteworthy that six out of the seven counties served by New Opportunities, Inc. Head Start program are greater than the poverty rate of the state of Iowa for children under five years of age. This represents a clear need for programming to support the many children and families living below the poverty level in rural counties such as Audubon, Calhoun, Carroll, Dallas, Greene, Guthrie and Sac.

Another significant finding of the 2016 Community Needs Assessment was the growth in the overall population of Calhoun County. While the growth was by no means significant, the continuing trend for many of these rural counties is decreased population year after year. It will be interesting to watch in the upcoming years to see what the population levels do within these communities.

While the vast majority of communities served by the New Opportunities, Inc. Head Start and Early Head Start programs are very rural, Dallas County includes portions of the suburbs of Des Moines and is more urban. Dallas County is the largest county by square mile and has the highest population both overall and of children under five years old. This county continues to grow year after year substantially. From 2010 – 2015 according to the US Census Bureau, it is estimated Dallas County population grew by more than 17%. The Head Start program maintains

five sessions in the county to accommodate the high number of children of Dallas County. Additionally, with the increasing diversity in Dallas county, specifically Perry (which is over 33% Latino or Hispanic population), the New Opportunities, Inc. Early Head Start and Head Start programs have continued to reach out to all ethnic populations and work closely within the community to help meet the unique needs this diversity introduces. The three Perry Head Start classrooms feature bi-lingual staff as well as a bi-lingual Family Advocate and Early Head Start Home Visitor.

An additional significant finding as a result of the Community Needs Assessment was that of poverty levels in Perry, Iowa. The table below represents the poverty level of all ages in the counties served by New Opportunities, Inc. Head Start but also includes that of the Perry community.

County	Poverty Rate (all ages)
Audubon	11.1%
Calhoun	13.7%
Carroll	9.9%
Dallas	6.2%
Perry	22.9%
Greene	13.2%
Guthrie	12.4%
Sac	10.8%

*Data Source: US Census Bureau, Small Area Income & Poverty Estimates, 2013.

*<http://www.city-data.com/poverty/poverty-Perry-Iowa.html>

When families were surveyed in all counties as part of the 2016 Community Needs Assessment, it was noted that they currently need the most help with money management, health care and employment (in that order). They also responded that stress in their family was most often caused by lack of money, child behaviors and money management concerns. This survey provides a clear indication that there is a great need for families to be supported and connected to community resources to meet their basic needs. These services are a portion of the family services area of the Head Start and Early Head Start programs.

Additionally, the surveys conducted this year showed some key messages about child care. First, that the costs of child care are a burden to local families. Secondly, that there are not enough child care providers in the smaller rural communities to meet the demand.

For reference, the table below shows the numbers of surveys completed for purposes of this needs assessment.

County	Number of Surveys Completed
Audubon	14
Calhoun	10
Carroll	105
Dallas	49
Greene	26

Guthrie	45
Sac	11

Utilizing the Community Assessment

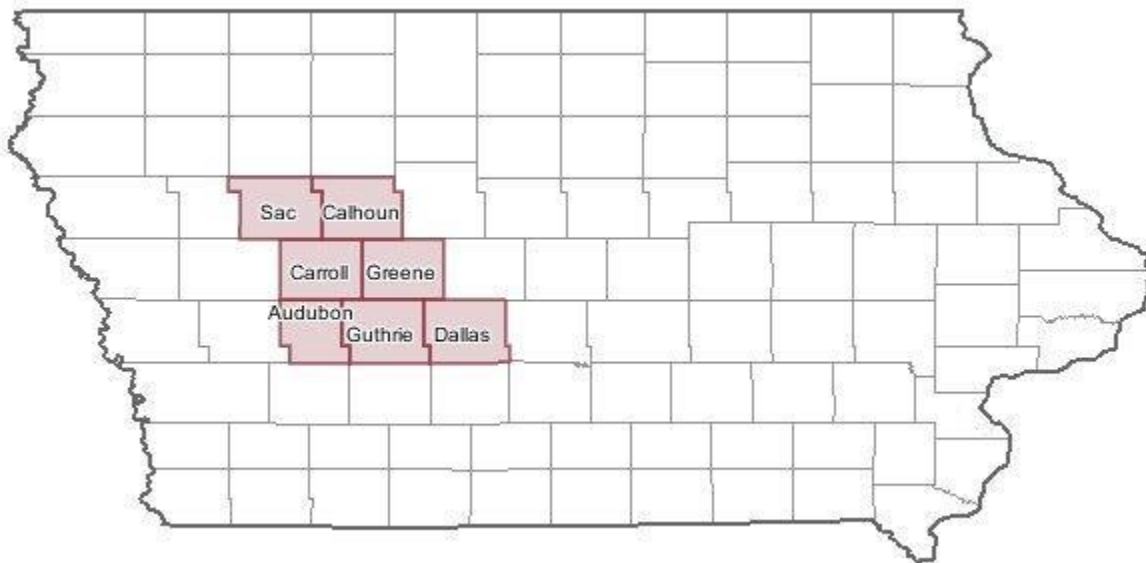
The NOI Community Assessment will be presented to the Policy Council at their meeting in December of 2016. The Policy Council will continue to review this document and will identify significant data. During the December 2016 Governing Board meeting, the Board of Directors will also review the assessment.

The Community Assessment will serve as a guide for program staff and the Policy Council in identifying both the needs of children and families in poverty and the available resources in the communities. These findings will impact NOI's Head Start program planning, development and evaluation.

New Opportunities, Inc. Service Area

NOI's Head Start program covers seven counties in west central Iowa: Audubon, Calhoun, Carroll, Dallas, Greene, Guthrie and Sac. In these seven counties, there are an estimated 12,189 people living in poverty (as reported by the Iowa Data Center). Of these 12,189 people, 1,183 of those are children birth to age 5 (As reported by The U.S. Census Bureau, Small Area Income and Poverty Estimates, 2013). The New Opportunities, Inc. Head Start and Early Head Start programs serve a total of 283 children at this time, or 21% of all children 0-5 living in poverty in the seven county area.

The New Opportunities, Inc. Head Start seven county area covers a total of 3,920 square miles.



Demographics

Population information as per the 2010 Census and the U.S. Census Bureau, Small Area

Estimates, 2015 Population Estimates and 2014 American Community Survey 5-Year Estimates:

Category	Counties						
	Audubon	Calhoun	Carroll	Dallas	Greene	Guthrie	Sac
Population 2010 Census	6,119	9,670	20,816	66,135	9,336	10,954	10,350
2015 Population Estimate	5,773	9,818	20,498	80,133	9,027	10,676	10,021
% of increase/decrease 2010-2015	-5.9%	1.5%	-1.6%	17.5%	-3.4%	-2.6%	-3.3%
Population 0-4 years	283	545	1,336	6,533	508	587	586
Population over 65 years	1,402	2,269	3,885	7,489	1,927	2,232	2,264

***Source: US Census Bureau.*

The increasing/decreasing population in the seven counties served by the New Opportunities, Inc. Head Start program is a continuing trend. Current data reflects that Dallas County has continued to grow by substantial amounts, while Audubon, Carroll, Greene, Guthrie and Sac have decreased in population. One of the most surprising changes shown by population data is the slight increase in Calhoun County. Prior to 2015, this county had been one that showed the greatest decline in population.

Additional Census information regarding the population in the seven county service area is represented in the table below.

Category	Counties						
	<i>Audubon</i>	<i>Calhoun</i>	<i>Carroll</i>	<i>Dallas</i>	<i>Greene</i>	<i>Guthrie</i>	<i>Sac</i>
% Hispanic or Latino ethnicity	0.7%	1.6%	2.0%	6.2%	2.5%	2.1%	2.4%
Race other than white alone %	1.2%	2.5%	2.3%	6.0%	0.5%	1.4%	1.3%
% Children below poverty level (0-5 yrs), 2013	22.3%	19.8%	13.8%	7.7%	22.4%	18.2%	17.7%
% Children receiving WIC (0-4 yrs)	23%	15.9%	19.8%	9.6%	31.10%	14.8%	17.2%
Child abuse, confirmed children under 5 - 2015	10	8	24	51	22	12	14
Individuals receiving food assistance, 2014	10%	9.7%	9.2%	5.4%	15.3%	10.7%	9.2%
% Eligible for free or reduced lunch, 2014	36.1%	34.9%	36%	22.6%	49.2%	39%	43.6%
Unemployment rates	4.5%	5.1%	3.3%	3.4%	4.1%	4.5%	4.1%
High School graduation rates	97.6%	93.3%	92.7%	96.5%	91.6%	94.9%	97.8%
Estimated Medicaid participation 0-5 population	68%	53%	62%	22%	72%	48%	46%
Children in child care assistance program	30	73	232	272	109	69	71

***Data provided by US Census Bureau, Quick Facts, Iowa Kids Count Data, County Health Rankings.org, Centers for Medicare and Medicaid Services, Department of Health and Human Services.*

While Dallas County continues to have the highest population within the seven county service area and that population is growing by leaps and bounds, it is also the most urban, providing a greater number of opportunities for work and income. Noted above, Dallas County has the lowest percentage of children living below the poverty level at 7.7%. Taking into consideration all Dallas County residents, the county remains the lowest poverty level at 6.2% according to the Community Commons, Community Action Partnership, Comprehensive Community Needs Assessment (CCNA) Tool (<http://www.communitycommons.org/groups/community-action-partnership/>), derived from US Census data. Conversely, Audubon and Greene Counties have the highest poverty rates of children age 0-5 (shown above).

The population in every county within the service area of New Opportunities Head Start, with the exception of Dallas and Calhoun, has decreased in overall population since the last Community Needs Assessment; however, despite the decrease in overall population, the number, and most often, percentage of those in poverty increased. See the following table:

Poverty All Ages	Number of people in poverty 2011	Percentage of population in poverty 2011	Number of people in poverty 2014	Percentage of population in poverty 2014
Audubon	579	9.8%	626	11.1%
Calhoun	1,145	12.1%	1,261	13.7%
Carroll	1,938	9.5%	2,001	9.9%
Dallas	4,309	6.3%	4,745	6.2%
Greene	1,317	14.4%	1,192	13.2%
Guthrie	1,111	10.4%	1,304	12.4%
Sac	947	9.5%	1,060	10.8%

Iowa	376,300	12.7%	737,352	12.3%
------	---------	-------	---------	-------

Data Source: U.S. Census Bureau, Small Area Income & Poverty Estimates, 2013

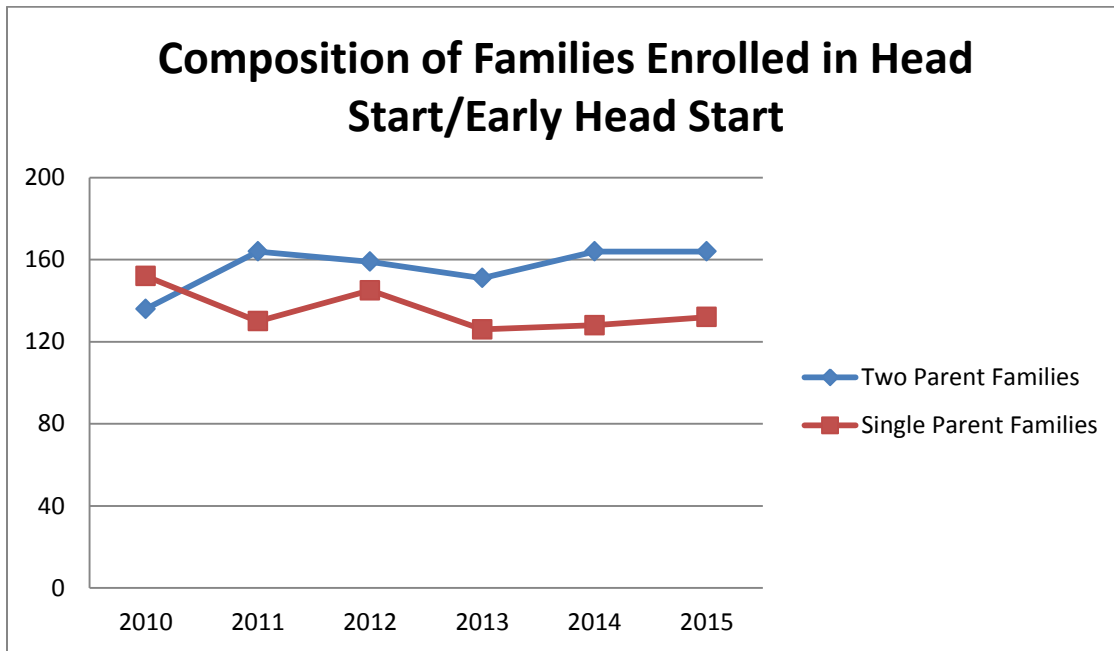
This increasing number of population living beneath the federal poverty guidelines is a frightening trend in the rural Iowa counties served by New Opportunities, Inc. Head Start.

The information below provides insight into the family composition, specifically of those families living in poverty, within the seven counties served by the New Opportunities, Inc. Head Start program.

Category	Counties						
	Audubon	Calhoun	Carroll	Dallas	Greene	Guthrie	Sac
Total Families	1,711	2,798	5,461	19,128	2,621	3,142	2,799
Families in Poverty	111	290	392	915	285	279	139
Married Couple Family in Poverty	55	119	143	357	111	88	59
Male householder in Poverty, no female present	0	45	63	32	27	18	12
Female householder in Poverty, no male present	56	126	186	526	147	173	68
Percent of Households in Poverty	9.2%	14.9%	11.9%	7.1%	13.2%	11%	9.2%

***Source: US Census Bureau, American Community Survey, 2010-2014.*

There are several key points gleaned from looking at the number and makeup of the families living in poverty. The number of single parent families living in poverty is better than 1.5 times the number of two parent families and single female parented families are more than 6.5 times likely to live in poverty than single male family households. In looking at the New Opportunities, Inc. Head Start data from 2010 through 2015, the following table reflects the household makeup of enrolled families.



**Source: New Opportunities, Inc. Program Information Report (PIR). 2010-2015.*

The graph above shows that the program sees almost an even split of two parent and single parent families from year to year. Given the statistics that show single parent families are more likely to live in poverty, this data is not surprising but indicates that the New Opportunities, Inc. Head Start program is reaching the right populations within the communities it serves.

Further, the state of Iowa data shows that 12.1% of all Iowa households live in poverty. Several counties in the New Opportunities, Inc. Head Start service area top that percentage, Calhoun and Greene.

Of the 296 families enrolled in either Head Start or Early Head Start throughout the 2015-2016 school year, a total of 164 families were two parent families, and 132 families were single parent families. According to the American Community Survey information represented in the preceding table, the greatest number of families in poverty in the New Opportunities, Inc. Head Start seven county area are families that are female-headed. The report shows a total of 2,411 families living below the poverty level, 1,282 of which are female-headed. The remainder consists of married couples and male-headed households.

Children with Disabilities

Children under age five identified with disabilities are served by the two area education agencies (AEA – Part C service providers in Iowa) responsible for the New Opportunities, Inc. service area. Services provided through these agencies include audiology, speech and language, physical therapy, occupational therapy, psychological services, etc. The following table provides data on the number of children with disabilities in the New Opportunities, Inc. Head Start area:

County	Children Birth to 5 with disabilities
Audubon	29
Calhoun	43
Carroll	71
Dallas	266
Greene	30

Guthrie	37
Sac	24

**Source: Heartland and Prairie Lakes Area Education Agency.*

Dual Language Learners And Diversity

There are families in all of the counties in the New Opportunities, Inc. Head Start service area who speak languages other than English as their primary language. In the 2015-2016 school year 49 Head Start children and 9 Early Head Start children came to the classroom from a home where the primary language spoken was not English.

The majority of the population in the rural Iowa counties served by New Opportunities, Inc. consists of white, non-Hispanic residents. According to the Community Commons, Community Action Partnership, Comprehensive Community Needs Assessment (CCNA) Tool (<http://www.communitycommons.org/groups/community-action-partnership/>), derived from US Census data less than 5% of the population of the seven county service area are a race other than white and approximately 4% of the population identifies as Hispanic. Dallas County remains the county with the highest rate of Hispanic population with 6.8%. This, however, is not the complete picture of Dallas County. The New Opportunities, Inc. Head Start program provides Head Start to 51 three and four year olds and provides Early Head Start to 12 expectant mothers and children age 0-3 in Perry, Iowa. Perry is a community of approximately 8,151 residents (Source: www.city-data.com, 2014) that boasts a large meat packing plant (Tyson Foods). Perry's unique diversity includes over 2,500 Hispanic residents (32.6%). Further, while the child poverty rate in Dallas County is the lowest of the seven counties served by New

Opportunities, Inc. Head Start at only 6.2%, the city of Perry shows 22.9% of individuals in the community living below the poverty level.

Children in foster care

The following table illustrates the number of children currently living in foster care within the New Opportunities, Inc. Head Start service area.

County	Number of children living in foster care (all ages)
Audubon	32
Calhoun	19
Carroll	49
Dallas	150
Greene	47
Guthrie	35
Sac	7

**Source: Iowa Data Center: Iowa Department of Human Services, 2015.*

In looking at the data for number of children in foster care, there was a notable decrease from 2010 to 2015 in the number of children in foster care in Carroll County, however, the reverse is true in Greene and Guthrie Counties.

2014 KIDS COUNT data derived from the U.S. Census for the NOI service area indicate that in two out of the seven counties served by the NOI Head Start program fewer than half of four year olds attended preschool from 2010 through 2014:

Audubon	Calhoun	Carroll	Dallas	Greene	Guthrie	Sac
57.1%	50.4%	46.7%	54.4%	49.2%	58.6%	53.1%

***Source: Iowa Kids Count Data Reports, 2014*

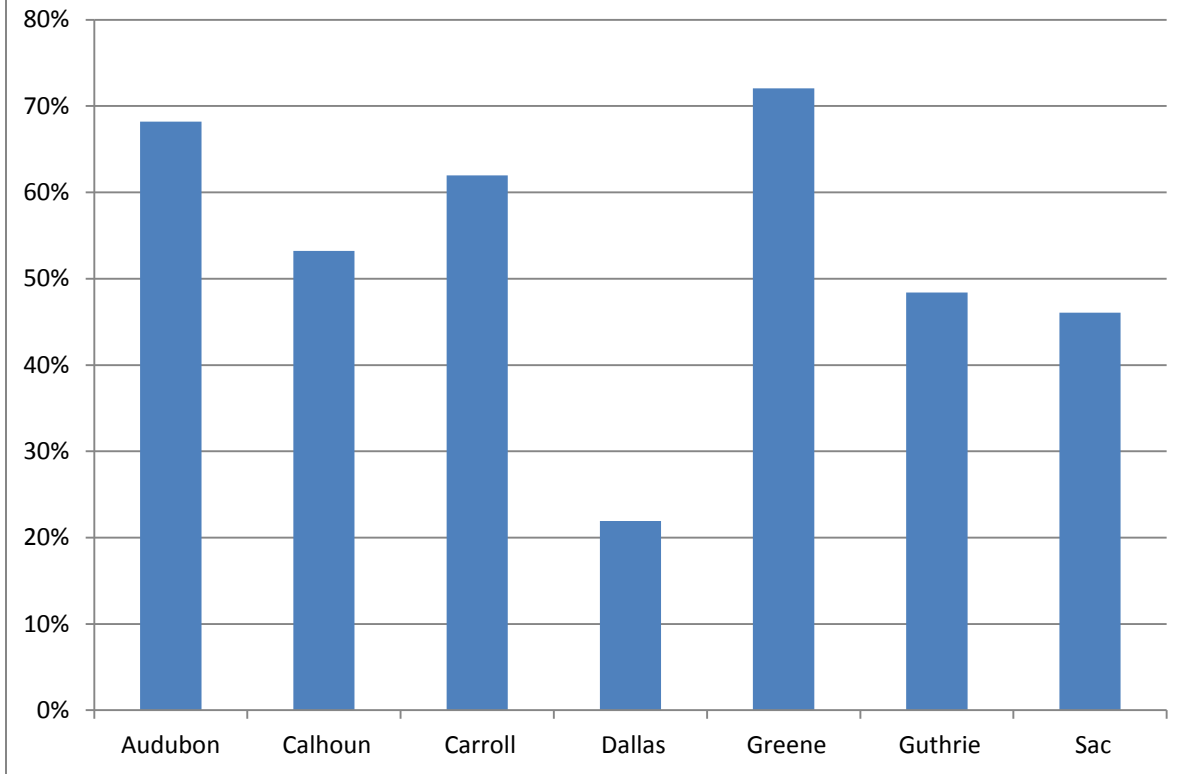
While several of the communities in the New Opportunities, Inc. Head Start area increased in the percentage of children enrolled in and attending preschool, worth taking note is the significant decrease in Greene County. From 2006-2010, 64.1% of children enrolled in and attended preschool, whereas from 2010-2014, only 49.2% of children enrolled and attended. Calhoun county also saw a 10% decrease within the same time periods.

The state-funded “universal preschool” program has not been implemented by all school districts or in all elementary buildings. One such district is Waukee. Waukee resides in Dallas County, the largest county in the New Opportunities, Inc. Head Start service area. The Waukee Community School District, according to certified enrollment for 2015-2016 reported by the Iowa Department of Education, is within the top ten school districts in the state for highest enrollment. The district surpasses districts such as West Des Moines and Council Bluffs, however, is the only district in its size range without Statewide Voluntary Preschool. This statistical data supports the need for Head Start educational services in the NOI Head Start service area and places added emphasis on the need in the Waukee area.

Data regarding health needs

Iowa Department of Human Services data from August 2016 provides the total percentage of population eligible for Medicaid in the seven county service area.

Percentage of 0-5 Population Eligible for Medicaid



***Source: Iowa Department of Human Services, EPSDT Dental Reports, 2015.*

The Community Commons, Community Action Partnership, Comprehensive Community Needs Assessment (CCNA) Tool (<http://www.communitycommons.org/groups/community-action-partnership/>), derived from US Census data shows the percentage of uninsured population in the seven county New Opportunities, Inc. service area. The percentages are as follows:

Audubon	Calhoun	Carroll	Dallas	Greene	Guthrie	Sac	State of Iowa
8.2%	7.4%	6.1%	5.2%	7.8%	7.7%	7.8%	6.02%

Data regarding nutritional needs

In the area of nutrition, several services available dictate the need for Head Start programming in the NOI seven county area. These services include those families on Women, Infants & Children (WIC), families on food assistance, and families eligible for free and reduced cost school lunches.

County	Percentage of Children Receiving WIC age 0-4	Percentage of Individuals Receiving Food Assistance	Percentage of students eligible for free or reduced price lunches
Audubon	23.0%	10.0%	36.1%
Calhoun	15.9%	9.7%	34.9%
Carroll	19.8%	9.2%	36.0%
Dallas	9.6%	5.4%	22.6%
Greene	31.1%	15.3%	49.2%
Guthrie	14.8%	10.7%	39.0%
Sac	17.2%	9.2%	43.6%

***Source: Iowa Kids Count Data Reports 2014*

Noteworthy regarding the above data is that the percentage of students eligible for free or reduced lunches increased in six of the seven counties from 2011 to 2014 and in the seventh county, the percentage stayed level. As a part of the Head Start Program, children are provided healthy meals and snacks.

The table below shows the 2015-2016 obesity statistics in children age two to five in the Iowa counties served by the New Opportunities, Inc. WIC program. While this is not a complete

picture of the entire county, it does provide validation of the need for the nutrition and nutrition education components of the Head Start program.

County	Number of Participants	Percentage of obese participants age two to five
Audubon	56	8.93%
Calhoun	69	4.35%
Carroll	228	7.46%
Dallas	456	13.4%
Greene	107	12.5%
Guthrie	73	14.7%
Sac	56	11.6%
State of Iowa	36,964	9.18%

**Source: WIC (Women, Infants and Children), Prevalence of Nutrition Risk by Local Agency and County Report. 9/30/2016.*

Data regarding social needs

Unemployment rates according to the Iowa Workforce Development in the seven counties served by the NOI Head Start program can be found in the following table.

County	Unemployment Rate
Audubon	4.5%
Calhoun	5.1%
Carroll	3.3%
Dallas	3.4%
Greene	4.1%

Guthrie	4.5%
Sac	4.1%

**Source: The Annie E. Casey Foundation, Kids Count Data Center. July 2014.*

Low income parents of Head Start-eligible children are not as likely to be working as their more fortunate neighbors. Of the 296 families enrolled in either Head Start or Early Head Start throughout the 2015-2016 school year, 233 or 79% of those families had at least one parent working.

The 2009-2013 American Community Survey by the U.S. Census Bureau showed the following educational attainment statistics for adults over 25 years of age.

County	% with No High School Diploma	% with High School Diploma or equivalent
Audubon	9.8%	41.2%
Calhoun	9.5%	36.4%
Carroll	8.7%	42.1%
Dallas	5.6%	22.3%
Greene	11.2%	36.3%
Guthrie	8.6%	39.8%
Sac	8.6%	41.1%

**Source: U.S. Census Bureau, American Community Survey. 2009-2013.*

While these numbers look fairly similar to the state of Iowa numbers, at 9.1% with no high school diploma and 32.9% with a high school diploma or equivalent, the New Opportunities, Inc. Head Start program numbers paint a different picture. In the past two years, the program has enrolled high numbers of families with less than a high school diploma; 22% of enrolled

families had no high school diploma in 2014 and 16% in 2015. It is evident, by these numbers, that the program is reaching the families with the greatest need within the communities being served.

Also interesting, in the area of educational attainment, is the data showing percentages of adults 25 and over with bachelor's degrees or higher. According to the 2009-2013 American Community Survey, the state of Iowa shows 25.7% of all adults 25 and older hold a bachelor's degree or higher. This is compared to the New Opportunities, Inc. Head Start service area: Audubon – 16.6%, Calhoun – 19.1%, Carroll – 18.8%, Dallas – 43.6%, Greene – 17.4%, Guthrie – 17.1% and Sac – 19.1%. Dallas, being a suburb community to Des Moines, is home to a greater number of higher income families; however, the remaining six rural Iowa communities served fall considerably lower than the state averages in this area of educational attainment.

The educational and unemployment statistics of the rural Iowa counties served by the New Opportunities, Inc. Head Start area provide evidence that there is a social need for increased numbers of families that are economically self-sustaining and for training and education on employment and job retention.

Head Start families were linked to a wide spectrum of services during the 2015-2016 school year through staff referrals. More than 1,500 referrals to resources were offered in areas such as crisis intervention, housing assistance, mental health, child abuse and neglect, domestic violence, child support assistance, parenting education, and more.

The Department of Human Services provides statistical data on the number of children involved in confirmed or founded abuse cases each year. The following reflects 2015 data.

	Audubon	Calhoun	Carroll	Dallas	Greene	Guthrie	Sac	State
Percentage of Children 5 or younger of all abuse cases	62.5%	47.1%	51.1%	45.9%	44.0%	41.4%	43.8%	49.3%

***Source: Department Of Human Services; Child Maltreatment Statistical Report, 2015.*

According to the Department of Human Services, the total number of confirmed and/or founded cases of child abuse in 2015 in the New Opportunities, Inc. seven county service area was 302. The number of confirmed cases in which the victim was a child 5 years old or younger was 141, nearly 50% of all cases.

Data regarding child care needs

The table below illustrates the need for quality child care services in the NOI seven county area.

County	Total 0-5 Population	% of Families where all Parents Work and Children are Under 6	Estimated Number of Children Needing Child Care	Number of Children without a Registered Child Care Space
Audubon	283	80%	226	14
Calhoun	545	79%	431	209
Carroll	1,336	83%	1,109	302
Dallas	6,533	74%	4,834	1,720
Greene	508	81%	411	214
Guthrie	587	76%	446	221
Sac	586	90%	527	426

**Source: Iowa Child Care Resource and Referral (CCR&R), County Data Sheets, July 2016.*

The table above illustrates the high need for quality child care in the seven county service area of New Opportunities, Inc. Head Start/Early Head Start. In all counties the need outweighs the availability of child care. In some cases, the New Opportunities, Inc. center based preschool can meet this need.

Data Regarding Expectant Mothers

The following data, derived from the 2011 Kids Count reports shows the need for early care and education during pregnancy and postpartum.

	Audubon	Calhoun	Carroll	Dallas	Greene	Guthrie	Sac	State
Prenatal Care	87.3%	86.1%	90.1%	89.8%	80.4%	86.2%	84.9%	85%
Teen Births	N/A	N/A	1.7%	1.4%	N/A	N/A	2.9%	2.0%
Low Birthweight	N/A	9.7%	5.1%	6.7%	12.2%	6.0%	7.6%	4.1%

***Source: Annie E. Casey Foundation, Iowa Kids Count Data Reports. 2014.*

Prenatal care shows the percentage of live births where the mother began prenatal care during the first trimester of pregnancy.

Teen births measures the percentage of females age 15-19 giving birth.

Low birthweight shows the percentage of live births weighing less than 5.5 pounds at the time of birth.

The following table represents the number of live births by county from 2010 to 2013 as provided by the State of Iowa Data Center based upon data from the Iowa Department of Public Health: Center for Health Statistics.

County	2010	2011	2012	2013
---------------	-------------	-------------	-------------	-------------

Audubon	57	28	20	69
Calhoun	103	100	124	96
Carroll	249	277	256	263
Dallas	1,029	1,065	1,165	1,233
Greene	108	85	97	117
Guthrie	86	109	104	110
Sac	96	109	101	121

Using the 'live birth' statistical data, one can conclude the approximate numbers of children eligible for Head Start. The methodology used in this calculation assumes that all children born in 2012 and 2013 would be age eligible for Head Start in 2016 as either three or four year olds. Additionally, the data does not account for children who have left or moved into each county.

County	# of Live Births in 2012-2013	% of 0-5 living in poverty	# of children eligible for HS	# of children enrolled in HS
Audubon	89	22.3%	20	15
Calhoun	220	19.8%	44	9
Carroll	519	13.8%	72	40
Dallas	2,398	7.7%	185	82
Greene	214	22.4%	48	47
Guthrie	214	18.2%	39	16
Sac	222	17.7%	40	36

Based upon the data, the largest gaps exist in Calhoun, Carroll, Dallas and Guthrie counties, however, it is also notable that in no county is the program 'over' serving the population.

Additional Information

The New Opportunities, Inc. Early Head Start program runs under the home based program option. All 36 enrolled children/expectant mothers receive weekly home visits and bi-monthly socializations. Enrolled participants receive information on child development, health, nutrition, and a variety of other information throughout the program year.

The New Opportunities, Inc. Head Start program has the following classrooms in the seven county area:

- Audubon County: (Audubon) One classroom in partnership with the Audubon Community School District
- Calhoun County: (Rockwell City) One classroom in partnership with the South Central Calhoun Community School District.
- Calhoun County: (Lake City) Two classrooms in partnership with the South Central Calhoun Community School District.
- Carroll County: (Carroll) Two sessions (morning & afternoon) that are independent Head Start classrooms sharing some transportation with the Carroll Community School District
- Carroll County: (Coon Rapids) One classroom in partnership with the Coon Rapids Community School District
- Dallas County: (Perry) Two sessions (morning and afternoon) that are independent Head Start classrooms sharing some transportation with the Perry Community School District
- Dallas County: (Perry) One independent Head Start classroom that provides full day class five days per week to meet the needs of working parents or those going to school
- Dallas County: (Waukee) Two sessions (morning & afternoon) that are independent Head Start classrooms
- Greene County: (Jefferson) Three sessions (one morning & two afternoon), in partnership with the Jefferson-Scranton Community School District
- Guthrie County: (Panora) Three sessions (both in the morning), in partnership with the Panorama Community School District
- Sac County: (Sac City) One independent Head Start classroom

- Sac County: (Schaller) Two sessions (one morning and one full day) in partnership with the Schaller-Crestland Community School District

While all the school districts in the seven county Head Start area, with the exception of three districts in Dallas County (Adel, Waukee and Van Meter), provide free preschool to four year old children, the partnerships that the New Opportunities, Inc. Head Start program shares with most of the above mentioned school districts allows us to provide full day services to many Head Start eligible children by utilizing ½ day of Head Start and ½ day of statewide voluntary preschool. This full day of preschool enables children to be more prepared to enter kindergarten as a five year old. In addition, these partnerships assist with providing transportation, a much needed service, to Head Start children. The partnerships have created classrooms in which low and middle income children are integrated and all receive a program that meets the high thresholds of the Head Start Performance Standards.

The New Opportunities Head Start uses the *Creative Curriculum for Preschool* to structure its program, in combination with the associated child development assessment system, *Teaching Strategies GOLD*. The aforementioned curricular components are research-based, have been validated through years of classroom application, and have been reformulated to align with the Head Start Child Development and Early Learning Framework and state early learning standards. In addition, the use of *Teaching Strategies GOLD* for assessment helps teachers observe children in the context of everyday experiences, an effective way to inform and improve classroom practice and ensure that instruction can be specific to the needs of individual children. *Teaching Strategies GOLD* includes tools that enable teachers to individualize learning for every child. Other tools used to enhance the classroom experience include Handwriting Without Tears, Positive Behavioral Interventions and Supports (PBIS), I Am

Moving I Am Learning (IMIL), Chef Combo combined with program designed nutrition curriculum, and the Transportation Safety Education Curriculum.

New Opportunities has created preschool readiness goals that are designed to address the five domains as specified in the 2007 Head Start Act, these include; language and literacy development, cognition and general knowledge, approaches toward learning, physical well-being and motor development and social emotional development. The program is currently re-working the school readiness goals to ensure proper alignment with the 2015 Early Learning Outcomes Framework.

The New Opportunities, Inc. Head Start program encourages the participation and involvement of parents, caregivers, and other significant family members in their child's Head Start experience. The program provides family literacy opportunities, parenting skills trainings, goal setting and support to families dealing with an array of situations such as mental health, domestic violence, homelessness and substance abuse among others.

Children's physical, mental and dental health are regularly assessed as a part of the Head Start program. Those needing treatment, follow-up services, or further evaluation are referred to a variety of professionals and organizations in the service area. The program works with two area education agencies to address the needs of children with disabilities through Individual Education Plans (IEP). Mental health and behavioral concerns are dealt with in consultation with a mental health services provider.

Recommendations

The recommendations of the New Opportunities, Inc. Head Start program include the following:

Emphasis on Greene County

Since the time of the 2013 Community Needs Assessment, the New Opportunities, Inc. Head Start program has expanded the availability of Head Start in Greene County to meet the increasing need in the community. Where the program was able to offer only 34 Head Start slots, it is now able to offer 45-49 slots to Head Start eligible children and their families.

The results of the 2016 Community Needs Assessment continue to present substantial needs for Greene County low income families. This community continues to have the highest rate of children 0-5 living in poverty within the seven county service area. It would be the goal of the New Opportunities, Inc. Head Start and Early Head Start programs to continue to focus on these needs and provide resources and support to enrolled children and their families.

Head Start Focus Areas

Looking at the potential number of children eligible for Head Start in each county, questions remain regarding the high numbers in Calhoun, Carroll, Dallas and Guthrie counties. These may be areas worth researching a bit to ensure classrooms are located in the best areas possible and that the program is able to locate the children most in need in each county.

Expansion of Early Head Start

The data provided in the 2016 Community Needs Assessment supports the consideration of expansion of Early Head Start services. The largest need in the 0-3 population appears to be

the lack of quality child care at affordable rates. The data reflected in the preceding pages indicates inadequate number of child care spaces available for the children present in the community. Further research into each community specifically revealed the following: the Carroll community has five licensed child care centers, however, wait lists are such that children need to be placed on the list years ahead of time to secure a spot. The community of Perry in Dallas County has no centers that accept infants. The centers within the community only accept children age 2 and above. This leaves a substantial number of parents looking for quality infant care. The community of Jefferson has a child care center that cannot meet the child care demands of the community. The center looks to expand but does not have the facilities or financial means to do so. Sac County shows an alarming 80% of children without a registered child care spot (based upon the numbers reflected in the child care availability table above). These indicators would point towards the program expanding into the area of Center Based Early Head Start provided funding would be available.

Parent Needs

As noted previously, the community needs assessment surveys completed indicated many families listed lack of money, money management and child behaviors as their greatest stressor in the home. It would be the goal of the program to have Family Support workers in Head Start and Early Head Start trained in and able to help families utilizing the strategies of Love and Logic and PBIS. Both PBIS and Love and Logic provide techniques for working with children in a loving, well balanced way. Teaching parents how to provide discipline while maintaining love and respect and help children to develop responsibility, self-control and good decision making skills. In the area of financial literacy, the program will aim to work more closely with the

Financial Literacy Counselor on staff with New Opportunities, Inc. and provide additional services to parents in the area of finances.

The New Opportunities, Inc. Head Start program also intends to continue to grow and strengthen partnerships within the service area in an effort to be able to extend much needed resources to the children and families we serve.

Sources

Early Childhood Iowa Area. FY2015. Annual Report.

Community Commons, Community Action Partnership, Comprehensive Community Needs Assessment (CCNA) Tool.

<http://www.communitycommons.org/groups/community-action-partnership/>

Heartland Area Education Agency. 2015. Children with Disabilities.

Iowa Child Care Resource and Referral. 2016. County Data Sheets.

http://iowaccrr.org/data_publications/

Iowa Department of Human Services. DHS Data and Performance Reports. 2015.

<http://dhs.iowa.gov/nodequeue/13#page-title>

Iowa.gov. Iowa Department of Education. 2015.

<https://www.educateiowa.gov/data-reporting/data-reporting>

Iowa.gov, State Data Center of Iowa. 2015. <http://www.iowadatacenter.org/>

Iowa State University. Iowa Community Indicators Program. 2016.

<http://www.icip.iastate.edu/>

New Opportunities, Inc. Prevalence of Nutrition Risk Agency Report. 2012. Overweight Children.

Prairie Lakes Area Education Agency. 2015. Children with Disabilities.

Robert Wood Johnson Foundation, County Health Rankings and Roadmaps; A Healthier Nation, County by County. 2016. <http://www.countyhealthrankings.org/>

The U.S. Department of Commerce, United States Census Bureau, American Fact Finder.
American Community Survey 5-Year Estimates. 2010-2014.

<http://factfinder.census.gov/faces/nav/jsf/pages/index.xhtml>

The Annie E. Casey Foundation, Kids Count Data Center. 2014.

<http://datacenter.kidscount.org/data#IA/2/0/char/0>