

Give Your Child A Head Start!

Head Start Preschool
Contact a Family Advocate

Audubon, Carroll, Coon Rapids:

712-830-9442

Adel, Waukee:

515-987-7428 OR 712-830-1327

Jefferson, Guthrie Center, Panora:

712-830-6990

Sac City, Rockwell City-Lytton, Schaller-Crestland, Southern Cal:

712-830-1326

Perry:

515-238-2194

Early Head Start
Contact a Home Visitor

Carroll & Greene Counties:

712-830-6988

Southern Dallas & Guthrie Counties:

712-830-8583

Northern Dallas County:

515-465-8106 OR 515-313-3900

Head Start and Early Head Start Central Office

New Opportunities, Inc.
Susan Wessling, Director
23751 Highway 30 East
PO Box 427
Carroll, IA 51401
(712)792-9266 ext: 401
Email: headstart@newopp.org



2009—2010 Annual Program Report



Head Start and Early Head Start



Information Provided to All Head Start and Early Head Start Parents:

- Health
- Oral Health
- Nutrition
- Mental Health
- Parenting
- Family Literacy
- Child Development & Education
- Healthy Marriages & Families



An important part of HS/EHS is providing or connecting families to services that will enhance their lives.

Head Start/Early Head Start	HS	EHS
Emergency/Crisis Intervention	81	10
Housing Assistance	138	33
Mental Health	44	6
English as a Second Language	76	6
Adult Education	30	2
Job Training	48	6
Substance Abuse Prevention/Treatment	34	1
Child Abuse and Neglect	14	1
Domestic Violence	10	1
Child Support Assistance	46	4
Health Education	211	45
Assistance to Families of Incarcerated Individuals	5	2
Parenting Education	178	45
Marriage Education	66	12
At Least one of Above	247	45

Indicators of Success

Children with Health Insurance

Head Start: 94% Early Head Start: 98%

Children with Continuous accessible healthcare

Head Start: 100% Early Head Start: 100%

Children with up to date immunizations

Head Start: 95% Early Head Start: 98%

Fluoride Varnish Application completed

Head Start: 656 Early Head Start: 66

Children referred to AEA

Head Start: 25 Early Head Start: 2

Received services: 17 Received services: 0

Children receiving AEA service prior to enrollment:

Head Start: 27 Early Head Start: 0

Children on IEP's

Head Start: 40

Children on IFSP's

Early Head Start: 8

Completed Physicals

Head Start: 100% Early Head Start 97%

Completed Professional Dental Exams

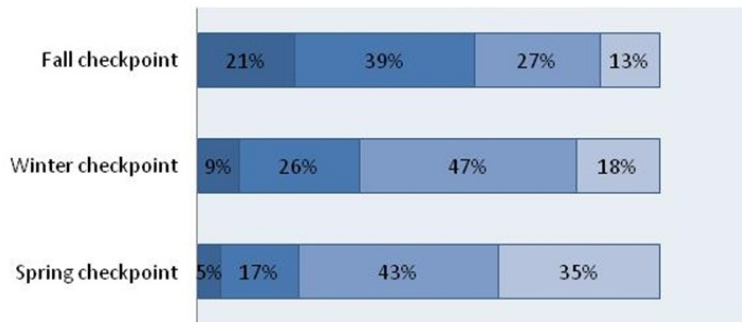
Head Start: 91% Early Head Start 75%



Creative Curriculum Developmental Continuum

New Opportunities, Inc. (N.O.I.) Head Start uses the Creative Curriculum Continuum as the assessment tool to measure growth in children ages 3-5 in preschool skills development. This valid and reliable tool outlines the progress of each child in relation to curriculum goals which helps staff and families decide what will help the child develop and learn.

In assessing progress from Fall of 2009 to Spring of 2010, children fall into one of the following areas of development: Forerunner, Step I, Step II, and Step III. Step III is the highest level of development. Children should progress from one to the other throughout the year with children falling in the Forerunner, Step I, Step II stages as they move toward the Step III stage.



- Forerunner: Emerging Skills leading to beginning level of development
- Step 1: Beginning level of development
- Step II: Next level in acquiring a skill
- Step III: Higher level of skill development



Parent Involvement Activities

All Parents Have the Opportunity to Join!

- Parent Meetings
- Socializations
- Policy Council
- Male Involvement
- Parent Leadership Conference
- School Orientation
- Field Trips
- Food Experience
- Health Advisory
- Classroom Volunteers



Father Involvement

Head Start and Early Head Start have organized, regularly scheduled activities designed to involve fathers/father figures. Number of enrolled children whose fathers/father figures participated in these activities:

Head Start: 119
Early Head Start: 18

Volunteers

Number of persons providing any volunteer services to our program since last year's Program Information Report was reported:

Head Start: 304
Early Head Start: 53



Enrollment

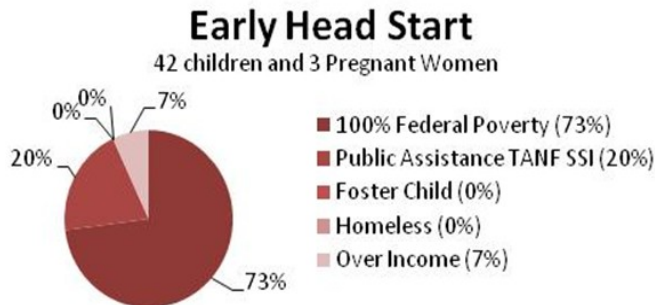
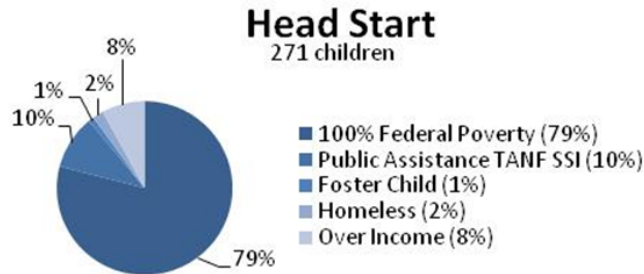
Average Monthly Attendance

Head Start Center Based: 89%
 Early Head Start Home Based: 96%

Federal Enrollment Funding

Head Start Center Based: 247
 Early Head Start Home Based: 36

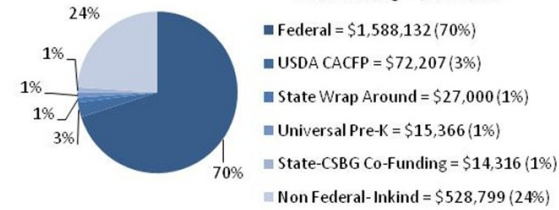
Actual Enrollment by Eligibility



Funding Sources

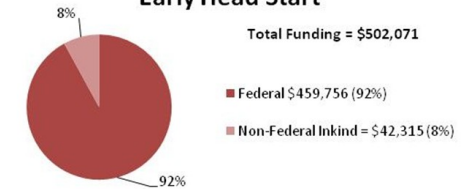
Head Start

Total Funding = \$2,245,820



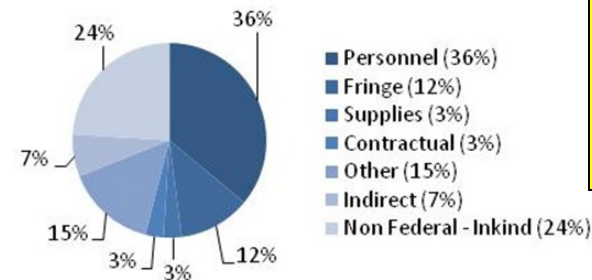
Early Head Start

Total Funding = \$502,071



Budget Expenditures

Head Start



We follow specific budgetary expenditures for each program.

Early Head Start

